


INVESTOR FACT SHEET

NOVEMBER 2018
TSX.V:FLY
OTCQX:FLYLF

ABOUT FLYHT AEROSPACE SOLUTIONS LTD. :

2018 marks FLYHT's 20th anniversary as a leader in real-time data streaming. Located in Calgary, Canada, our mission is to improve aviation safety, efficiency and profitability. Airlines, leasing companies, fractional owners and original equipment manufacturers install our Automated Flight Information Reporting System (AFIRS™) on their aircraft to get access to real-time aircraft system data, and tracking for their flight operations. The solution captures, processes and streams aircraft data which is used to provide real-time alerts. AFIRS sends this information through satellite networks to FLYHT's UpTime™ Cloud data center, giving aircraft operators direct insight into the operational status and health of their aircraft fleet. This data enables early corrective action which helps maintain the highest standard of operational control. FLYHT recently acquired the assets of Panasonic Weather Services, including its Tropospheric Airborne Meteorological Data Reporting (TAMDAR™) sensor which provides highly accurate weather data offering operational efficiencies. For more information visit www.flyht.com

Revenues Based on Location



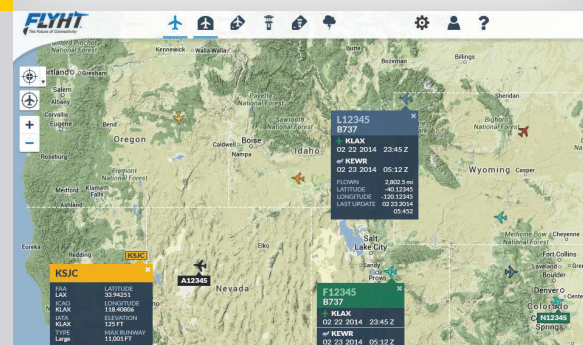
WHAT WE OFFER:

Operating on multiple aircraft types, FLYHT's technology offers a broad range of functionality including voice and data for safety services, text messaging, critical aircraft system data collection and transmission, real-time, on-demand flight data recorder (black box) data, engine and airframe data. AFIRS services are managed through UpTime, our cloud-based enterprise server, which has recorded more than 3 million aggregate flight hours and 2 million flights on customer aircraft. FLYHT holds supplemental type certificates (STC) which enable the installation of AFIRS on 95 percent of transport-category aircraft.



HOW WE DO IT:

AFIRS sends this information from the aircraft through satellite networks to FLYHT's UpTime Cloud enterprise data centre, which routes the data to customer-specified end points and provides an interface for real-time aircraft interaction.



WHY WE DO IT:

B767 SUCCESS STORY

Customers have benefited from the real-time data provided by the AFIRS technology to help streamline their operations and improve their safety while saving them money.

PROBLEM: In one case, an AFIRS notification of high engine vibrations prompted a customer to take the aircraft out of service to examine the engine. Upon inspection, a serious mechanical flaw was found in the turbine that would have resulted in engine failure if it had continued to operate.

SOLUTION: AFIRS provided monetary and safety benefits to the customer, directly avoiding outlay of \$5.2 million for a replacement engine and instead affording the customer the option to expend \$780,000 on a timely engine repair.

SHARE STRUCTURE

As of November 30, 2018

| | |
|--|-----------------|
| Market Cap | \$28.0 Million |
| Share Price | \$1.33 |
| 52 week low-high | \$1.01 - \$2.13 |
| Shares | 21,068,617 |
| Options outstanding (weighted average exercise price of \$2.15): 1,294,248 | |

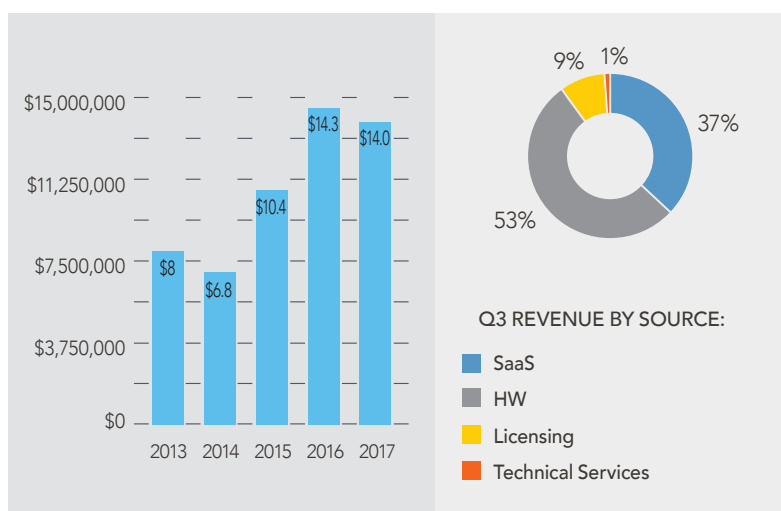
FINANCIAL HIGHLIGHTS

Financial highlights (\$millions)

| | 2017 | 2016 | 2015 | 2014 | 2013 |
|--------------------------|---------|--------|---------|---------|---------|
| Revenue | \$14.0 | \$14.3 | \$10.5 | \$6.9 | \$8.0 |
| Net Profit (Loss) | (\$1.8) | \$1.7 | (\$3.9) | (\$4.3) | (\$4.1) |
| EBITDA | (\$1.2) | \$2.5 | (\$3.2) | (\$3.3) | (\$2.9) |
| Cash | \$2.0 | \$7.1 | \$1.3 | \$3.9 | \$5.2 |
| Net Assets | \$1.1 | \$1.9 | (\$5.0) | (\$1.9) | (\$2.3) |

INVESTOR HIGHLIGHTS

Revenue Sources



- Well positioned to support the aviation industry as it advances to meet regulations, including mandates on Autonomous Distress Tracking and Timely Recovery of Flight Data with patented FLYHTStream™
- Multiple revenue streams including: Software as a Service (SaaS) (including Technical Services, which is revenue derived from time- and materials-based customization activities), AFIRS Hardware, and Licensing
 - SaaS contracts are subscription-based and provide 70-85% gross margin
 - AFIRS hardware revenue gross margins of 40-50%
 - Licensing fees >90% gross margin
 - Technical services revenue is derived from time- and materials-based customization activities

COMPANY INFORMATION

Management

| | |
|-------------------------|-------------------------|
| Thomas R. Schmutz | Chief Executive Officer |
| Alana Forbes | Chief Financial Officer |
| Derek Graham | Chief Technical Officer |
| Matieu Plamondon | Chief Operating Officer |
| Jeff Rex | VP Sales & Marketing |

Board of Directors

| | |
|----------------------------------|----------------|
| Bill Tempany, <i>Chairman</i> | Douglas Marlin |
| John Belcher | Jack Olcott |
| Mike Brown | Mark Rosenker |
| Barry Eccleston | Paul Takalo |
| Jacques Kavafian | |

Investor Relations

| |
|----------------------------|
| Adelaide Capital |
| Deborah Honig |
| deborah@adelaidecapital.ca |
| 647.203.8793 |